

Blowers Green Primary: School at Home **Year 2**
Monday 20th April 2020_



E-mail: yeartwo@blowers.dudley.sch.uk

Good morning Class 2!

We hope you have enjoyed your Easter holiday and are feeling refreshed and ready to learn.

Below are your 'School at Home' tasks for today along with any links and resources which will help you to complete your home learning.

You can e-mail any questions you might have to the e-mail address above.

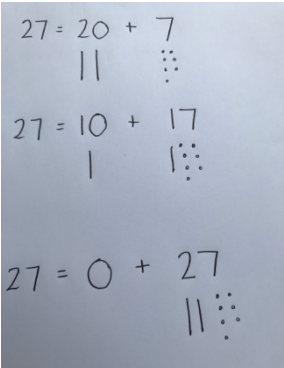
Some supporting materials and tasks are at the bottom (after the table below). Keep scrolling down to find them!

Good luck and well done for continuing your learning and working so hard!
We can't wait to see your work.

Mrs Potter & Miss Pylypiak-Clancy

P.S

Remember, you also have your challenges to work on.

Subject	Task
PE	<p>Live at 9am every day, take part in 'P.E. with Joe Wicks' using the link below:</p> <p>https://www.youtube.com/channel/UCAxW1XT0iEJo0TYIRfn6rYQ</p>
<p>Maths</p> <p>Partitioning</p>	<p><u>Warm up your maths brain today by completing these challenges. Do as many as you can.</u></p> <p>Write these numbers in order, starting with the smallest.</p> <ol style="list-style-type: none"> 5 8 1 7 9 10 3 11 14 23 32 26 31 13 34 99 98 84 100 <p>Today we are focusing on partitioning numbers.</p> <p>Partitioning means splitting your numbers in different ways.</p> <p>For example, if I have the number 27 and I partition it, I will have 2 tens and 7 ones.</p> <p>I can also partition a number to make an addition number sentence.</p> <p>For example, if I have the number 36. I could partition this to make an addition number sentence showing:</p> $36 = 10 + 10 + 10 + 6$ <p>Or if I had the number 15 I could make this addition number sentence:</p> $15 = 10 + 5$ <p>Watch this quick video to help you.</p> <p>https://www.youtube.com/watch?v=PWe65U7ZAWQ</p> <p>Now complete the activities below in your yellow books. Start on red, then yellow and then green. Remember do as many as you can. If you finish them all complete the challenge.</p> <p>You might record your answers like this:</p> 

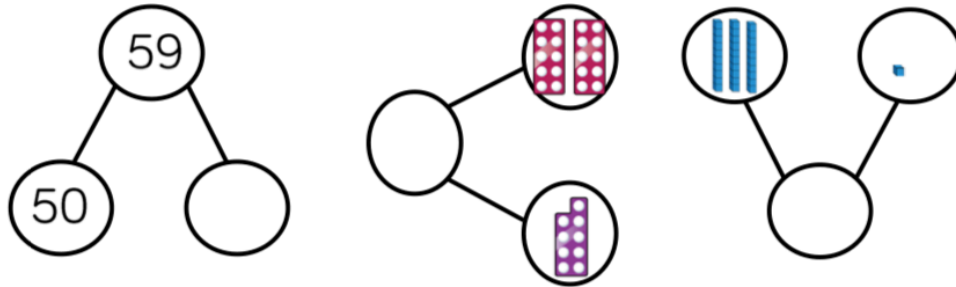
12
19
17
16

26
29
32
45

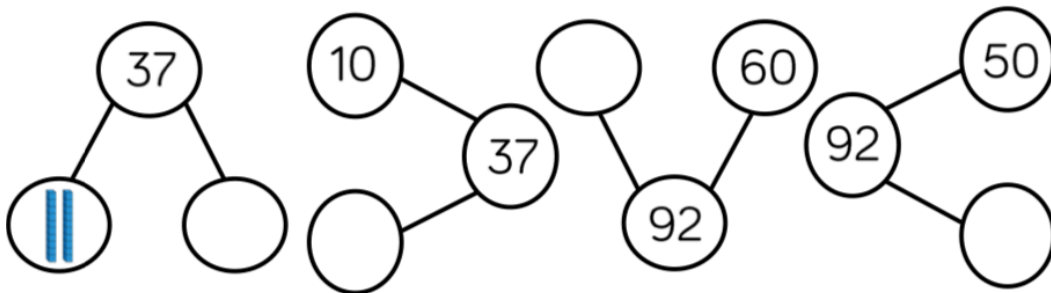
66
88
54
99

Challenge:

Complete the part-whole models.



Complete the part-whole models.



**Phonics/
SPAG**

Log in to your purple mash account and click on the tiles below in order to find the activity for your phase.

You could even attempt all the games and see how well you do.



Phase 3:




Phase 4 and 5:



Phase 6:



Writing




This week we will be focusing our writing on the story of 'The Selfish Crocodile' by Faustin Charles.

Listen to the story using this link:

https://www.youtube.com/watch?v=0-NhjJ_RZI

Using the pictures below write a list of adjectives to describe the crocodile and the river. Use the colour thesauruses attached below to help you. We have started each list for you.



dark green

sapphire blue

humongous

deep

Now write a super sentence to begin your story using these words. Here is ours:

Deep in the forest, in the sapphire blue river, lived a humongous, dark green crocodile.

Challenge:



Write a sentence explaining how the other animals in the forest felt when they saw the crocodile. Use the word 'because' to explain.

Remember: If you find this tricky write a simple sentence about each picture using your phonics and try to use some kite challenge words.

History

The Victorians



Did you know that the Victorians lived over 150 years ago from 1837 to 1901? This was during Queen Victoria's reign.

Today we would like you to research the Victorians and create a poster telling us lots of interesting facts.

We would love to see them, so take a photo and email them to us if you can.

You could begin your research by watching this Horrible Histories video:

<https://www.youtube.com/watch?v=HVGaumifWkE>

Here are some useful websites to help you:

<https://www.natgeokids.com/uk/discover/history/general-history/victorian-facts/>

<https://historykids.net/history/victorian-era-facts-information/>

If you find this too tricky, label the Victorian household objects below telling me what you think they are.

Victorian household items:

1.



2.



3.



4.



5.



6.



pistachio	mint	lime	chartreuse
seafoam	fern	olive	pear
green	parakeet	shamrock	emerald
sage	crocodile	pickle	moss
basil	pine	seaweed	juniper
arctic	sky	sapphire	teal
cerulean	stone	slate	blue
cobalt	lapis	azure	admiral
ocean	spruce	berry	navy
aegean	indigo	denim	peacock